

we  
are  
arco

product  
**Joist**

we  
make  
tables

designer  
Jorre  
van Ast

arco

Year  
2020

Assembly  
instructions

Please follow step 1 - 3.

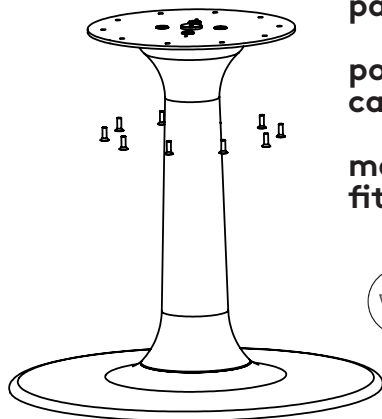



M8x25



10x

2



**pay attention!**

**positioning must be done very  
carefully**

**make sure groove in table top  
fits directly onto the column**




M8x25



10x

1



3

